

UNIJIN® PROCESS INDUSTRIAL PRESSURE GAUGE

Model : P250 (Dry) / P251 (Oil Filled)

P250 (Dry) & P251 (Oil Filled) with crimp casing models are designed for corrosive environment which media do not corrode the brass and which do not have high viscosity or do not crystallize. It is suitable for compressor, hydraulic, pneumatic, filters, pressure regulators and etc.



Standard Specification

Dial Size

50, 63, 100 mm

Scale Range (kgf/cm², psi, bar, kPa, MPa)

50mm : -76cmHg ~ 0 to 0 ~ 40 kgf/cm²
 60mm : -76cmHg ~ 0 to 0 ~ 250 kgf/cm²
 100mm : -76cmHg ~ 0 to 0 ~ 250 kgf/cm²

Blow Protection

Top, Rubber

Working Pressure

75% of Full Scale

Accuracy

± 1.6% of Full Scale

Working Temperature

Ambient : -20 ~ 60°C
 Process : Max 60°C

Material

Case & Cover : 304SS
 Window : (50,60mm) Polycarbonate Clear
 (100mm) tempered Glass
 Element Tube : Brass
 Connection : Brass
 Oil Filling : Glycerin Oil

Pressure Gauge Ordering Information

Model

P250 / P251

Mounting Type

A: Direct bottom connection
 B: Bottom connection with surface mounting plate
 D: Direct center back connection
 BD: Center back connection with panel mounting plate
 BDC : Center back connection with clamp

Dial Size

50, 63 or 100mm

Scale Range (kgf/cm²)

-76~0; -76~1; -76~2; -76~3; -76~4; -76~7; -76~10; -76~15;
 0~1; 2; 3; 4; 7; 10; 15; 20; 25; 30; 35; 40; 50; 60; 70; 100; 150; 250; 300; 400.

Connection Type

1/4" BSPT, NPT, BSP
 3/8" BSPT, NPT, BSP

Options

Oil Filled

Example of Order

Model
P251

Mounting Type
(A)

Dial Size
100mm

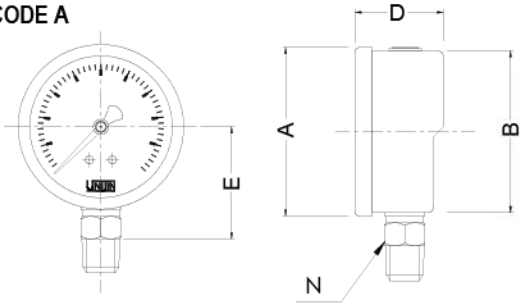
Scale Range
0~ 7 kgf/cm²

Connection
3/8" BSPT

Options
Oil Filled

Basic Dimensions

CODE A

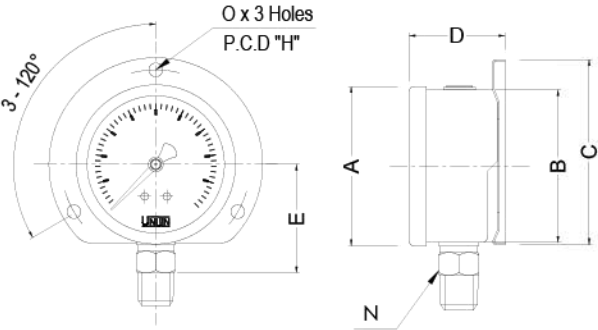


A: Direct bottom connection

Unit : mm

	ø 50	ø 63	ø 100
A	57.6	71.0	112.0
B	52.0	62.7	103.4
D	28.6	36.3	37.3
E	37.0	43.0	68.7
N	14.0	14.0	17.0

CODE B

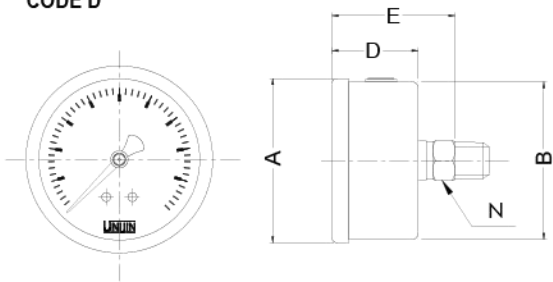


B: Bottom connection with surface mounting plate

Unit : mm

	ø 63	ø 100
A	71.0	112.0
B	62.7	103.4
C	79.0	nil
D	39.2	41.3
E	43.0	68.7
H	78.4	118.2
N	14.0	17.0
O	4.3	7.0

CODE D

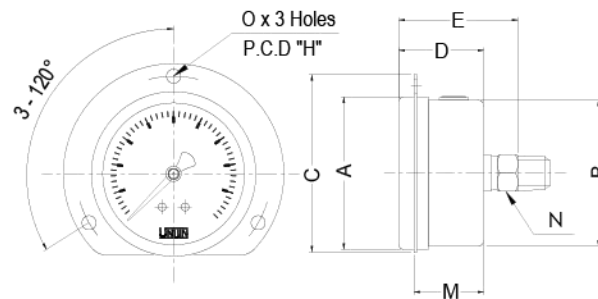


D: Direct center back connection

Unit : mm

	ø 50	ø 63
A	57.6	71.0
B	52.0	62.7
D	29.0	35.8
E	40.0	52.0
N	14.0	14.0

CODE BD

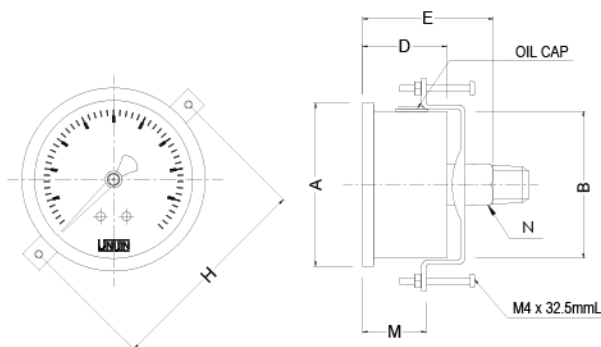


BD: Center back connection with panel mounting plate

Unit : mm

	ø 63
A	71.0
B	62.7
C	87.6
D	35.8
E	52.0
H	78.4
M	25.8
N	14.0
O	4.3

CODE BDC



BDC: Center back connection with clamp

Unit : mm

	ø 63
A	71.0
B	62.7
D	35.8
E	52.0
H	82.0
M	27.0
N	14.0
O	3.0